



Falcon Flyer

Winter Issue 2021-22

Published by the students of Stetson Middle School



Drama Club was All Together Now!

Written By: Georgia Green, 8th grade

Photography By: Arthur White

As students and teachers alike have been rolling into Stetson this year, clubs and activities have been starting up again. One of these activities was Stetson's yearly musical. Rehearsals began in late September and was performed in Early November giving the cast a little more than two months to memorize music and choreography. Even given such a short time to rehearse, the Drama Club managed to put on an outstanding performance of *All Together Now*. We rehearsed for two hours nearly every day after school, and put in a lot of hard work.



A question I see frequently asked is “what exactly is *All Together Now?*” The answer is it’s a compilation of classic Broadway songs from different musicals to celebrate the return of Theatre after COVID-19. This selection included notable songs like *Supercalifragilisticexpialidocious* from *Mary Poppins* and *Let It Go* from *Frozen the Musical*. We had amazing performances of all of these songs with special



choreography allotted to each of them with the cast memorizing it all. A major highlight of the choreography was in *Supercalifragilisticexpialidocious*, where there were different poses for each letter in the word.

The costumes and props were all beautiful. Most of our props were made by the stage crew and/or donated to us. The background of one of our solo songs, *Middle of a Moment*, was supposed to be a backdrop of a giant peach. To achieve this, the stage crew took the time to

draw a peach house on the backdrop on the piece of orange paper.

Another example is when during *Be Our Guest*, from *Beauty and the Beast*, they carried golden utensils across the stage.

Stetson’s theatre was really something that not only others could enjoy but the people in their position could enjoy. We had an amazing time performing, and everyone else enjoyed the play. In my opinion, the greatest aspect of this experience was bonding with everyone in the cast. I really missed being on stage, but the connections I made with some of the other performers was the best thing that I gained. I now say hi to people I never would have even looked at in the hallways. I also have little laughs with them, which after COVID-19 is the best thing I could have ever asked for.




A New Viewpoint on Climate Change

By Jugad Singh

All climate change articles seem the same. But what if there's something else to it?

The public opinion on climate change often focuses on a few important features such as cars, factories, and meat, which, when put together, can slow the rapid change in climate and air quality. So the solution seems simple: get an electric car, become a vegetarian, and put down fields of solar panels. But do these solutions get us anywhere, or do they simply satisfy the public and do it in a cost-efficient way?

First, to discuss the solutions, we need to understand the problems. The old argument is that greenhouse gases released get trapped in the atmosphere and make Earth hotter and more humid. This, in essentials, is correct, but if we dive



deeper under the surface, we see the full picture. Factories, cars, and excessive meat consumption all further climate change, but they are not the prime factors - the principal cause of climate change is the way that we live. Being comfortable has its costs. According to energy.gov, running our home costs 5.4 billion metric tons of CO₂ to be released into the atmosphere. Vehicle emissions were at 3.5 billion tons.

However, switching to an electric car doesn't help the situation entirely. Making a car requires the same amount of emissions as building two meters of road. There are over 33 million *kilometers* of road in the world. All of the airplanes take the same amount of CO2 emissions as the landfills. So it is evident that if we solve one problem, two bigger ones will rise.

Now that we're done with the math, let's focus on a few of the issues with common solutions. One 'solution' is to get rich people to cut down on their spending and extravaganza. But remember that 63% of global emissions are from low to mid-income countries. So, rich people aren't the majority of the problem. These low-income countries generate a lot of emissions because the people are trying to be more successful, and an effort to reduce the emissions of these people would look like an attempt against their success. Avoiding poverty and becoming middle-class creates unavoidable emissions, yet doing so is necessary for less wealthy countries.

Concrete causes 8% of global emissions. So just stop using concrete! But then, housing would become much more expensive and people trying to escape poverty would not be able to. House prices would shoot up everywhere! And in places with more hurricanes, concrete is a necessity to avoid damage to the structural integrity of houses.

The biggest issue is that of food. We will soon have to feed ten billion people and the ugly truth is that we don't know how to do that without creating mass emissions. Manure, fertilizers, and farming vehicles all create emissions, but we can't farm without them. Red meat causes emissions, but 40-56% of America's protein comes from red meat. Cutting that out would increase obesity rates. Overall, food causes 21-37% of global emissions, and trying to cut that down would make food unhealthier and more expensive. Also, poorer countries need access to quick, cheap foods. Trying to reduce the emissions on food would crush those countries and render them unable to rise to their goals.

After all of this negativity, there is a ray of hope. Currently, there is an invention dubbed 'carbon capture' by Climeworks that takes CO2 out of the air. So, we can put

it all over Earth and stop climate change without cutting down on our lifestyles, right? Correct. However, the total cost of this operation would come out as ten trillion US dollars. Currently, no country wants to spend this much money on climate change. In the USA, such an idea would surely get a politician kicked out of office. Other countries may not even have this much money - the US barely has it!

In all of this, though, what can *you* do as a singular person? The sad and short answer is: not much. Big solutions cost more money than one person can possibly have, and even if one person could have that much, it would likely not be used for this. So we must turn to the government. But even they aren't very interested in the one and only solution that there is: put down millions of Carbon Captures all over where they are needed: landfills, roads, runways, and factories. This will stop climate change for several centuries until we have a better solution. You as a person can barely make a dent in the monster. A collective effort from Earth's people and governments must be made to save our planet.

Popular gifts this year!

Have you been wondering about the most popular holiday and birthday gifts this year for teens or even what to get your 6 year-old cousin? This might answer your questions!

Ages 0-3

By: Emma Clark, sixth grade

Have a younger sibling? Or perhaps a cousin? If you're like anyone else you have no idea what typical 0-3 year olds want. One very popular gift you might have heard of are Fisher Price little people. As it says online Fisher Price little people have been popular kids toys for decades. These toys come in all different shapes, sizes, and designs! Ranging from barns, to houses to buses! There is even a set that includes a few characters from



The Office! These figures are amazing and they don't come in any small pieces so any age can play! Fisher Price has amazing toys for little kids. Click on this link to view more great toys for toddlers and babies: [Fisher Price](#)

AGES 4-7

All 4-7 years olds' dreams are an action figure, doll, prince and princesses and kitchen sets! Believe it or not Barbies are still very popular dolls. The Barbie dream house is sure to be a gift every 4-7 year old will put on their Christmas list. These barbies do contain small parts (choking hazard) but usually at the age of 4-7 you know not to put a barbie shoe in your mouth. Super hero figures are a very popular gift for these younger children. Some children also enjoy magnet squares or building blocks. Magnet squares often come in different shapes and sizes and are magnetic so you can put them together. If you are getting a gift for a 4-7 year old your best bet is action figures and dolls!

Ages 8-11

By: Kiki Simunov, sixth grade



Are you trying to find a gift for a friend or sibling, but have no clue what to get them? This might help you figure out some present ideas. [Legos](#) are very popular, and you can find a set for all interests! There are castles, pikachu, working robots, and so much more! Another popular gift is [LOL dolls](#). There are so many different types of



them that you can never have enough! A gift that everyone can enjoy is a [craft kit](#)! There are some really creative ones out there such as DIY soap, crystal growing kits, and face painting kits. A big trend you might have seen online this year is fidget toys. [Pop-its](#), [stress balls](#), and [wacky tracks](#) are all examples of fidgets. This might be obvious, but if you are

feeling generous, you might want to get a friend the new [iPhone](#). I mean, it'll become undesirable once the next phone comes out, but you could still get it.

AGES 12 - 15

By: Kiki Simunov, sixth grade



We all know what is going to be on these kids' wish lists... electronics. From [holiday themed game controllers](#) to [RGB keyboards](#), there is something for everyone to use. Another item that is great for bedrooms is this [mini fridge](#), available in 3 colors! It is the perfect size for a few cans and even some snacks! One gift that you can customize is this [lightbox](#) which has letters you can put in to create a message!



Games that should make your list for the holidays and beyond!

by Aniyah Henderson, 6th grade

All kids and teens want games for the holidays so let's take a look at the top five games on most every kids list this holiday!



Animal Crossing - I know some people won't be interested but it's an overall fun game. You're able to invite friends to play. This game is perfect for every age group.

Animal Crossing

The Sims 4: The perfect game to express yourself and make your imagination have a little reality.

NBA 2k22: This game is at the top of just about every sports

fan's list and makes for some fun competition.

Ok, now we can't disagree that **Super Mario** is the best game in the world! This game is perfect for game night.

All games listed above are available for different game consoles and are perfect for game nights with the family or playing with friends. With the holidays among us hopefully, this list made gift giving a little easier but if all else fails gift cards for purchasing games are just as good.



🎄 WINTER ATTRACTIONS 🎄

BY CONNOR KEARNS EIGHTH GRADE

Longwood Gardens

Address - 1001 Longwood Rd, Kennett Square, PA 19348

Hours - 10-6 closed on tuesday

Longwood Gardens is a place that really gets you into the Christmas spirit. With all kinds of different lights and plants, Longwood is a great place to visit this holiday season. Longwood has over 500,000 lights and upwards of 110,000 plants; there is something here for everyone. They have indoor greenhouses filled with plants and christmas trees; while just outside there are light shows, tree houses and other attractions.



Longwood is a place for people of all ages as there is something that will pique everyone's interest. From experience, I can say that Longwood is well worth the time and effort to see and would recommend it for all families during the holidays. Make sure to grab a hot cocoa while you're looking at the outdoor light displays.

Santa Train At Strasburg Rail Road

Address - 301 Gap Rd, Ronks, PA 17572

Hours - Closed Monday - Wednesday, 10-7 Thursday, 10-8 Friday and Saturday
10-6 Sunday

The Strasburg Rail Road is the oldest constantly operating railroad in the western hemisphere. The railroad offers normal rides and also rides with a visit from Santa. During the Santa ride, carolers and a band sing and play Christmas songs. Each group gets to visit with Santa, and he has gifts for the children in your group. The ride is around 45 minutes from start to finish. The scenic ride will take you through farms and surrounding areas. With restaurants and other attractions in the area, the Strasburg Rail Road is a great place to visit this holiday season.



Flight on Ice

Address - 4901 West Chester Pike Newtown square Pa

Hours Monday - Friday 3-10 Saturday 11-10

Sunday 11-8

This rink has just recently opened and has a lot more to offer than just ice skating. With live performances, heated tents, food and beverages this is a fun place for family and friends. Ice skating is a very fun seasonal activity as many places aren't open during the warmer months. This is a great place to just relax and enjoy the holidays while you can. The holiday season is about family and friends and this is a great place to spend that time and enjoy it to the fullest.



Top 7 Holiday celebration foods!

By Nate Coluccio, Seventh Grade

When the end of the year approaches, I don't know about you, but I'm certainly wondering, what's for dinner? It has always been a big question, and I've got some answers, in list form. Here's the Falcon Flyers list for the most popular Holiday foods!

#7. At number seven we have stuffing. A delicious choice for a side dish, stuffing is one of the most popular trans-holiday foods.



#6. For number 6, we have gingerbread houses. Though they are not always treated as an actual meal, they are still edible almost all of the time, with the creamy frosting and sweet gingerbread.

#5. For the fifth choice, we have mashed potatoes. A savory decidancy, mashed potatoes are popular for being one of the main sides for a holiday meal.

#4. At number 4 we have ham. Being known for its sweet, savory glaze, it is very hard to beat a nice Xmas ham in the middle of your dining table.

#3. Nearing the end of our Xmas food list, we have gingerbread people. An incredibly popular holiday pastry, gingerbread men (and/or women) is now a household name.

#2. In our number 2 spot, we have Xmas

cookies. Maybe THE Christmas dessert classic, Xmas cookies come in a wide variety of shapes, sizes, and toppings.

#1. In our ultimate, number one spot, we have the Christmas turkey. Perhaps maybe THE holiday main course, the turkey is also a trans-holiday food, being as popular (maybe more) for Thanksgiving.

That concludes our Xmas food list, Happy Holidays to all!



Yummy sweets and treats to enjoy for the holiday season

🌲 WRITTEN BY ILARLAR DENG AND 🌲
🌲 MIRA LUEDTKE 🌲

Welcome to our recipe list! Here we will show you our top favorite sweet treats to celebrate Winter Holidays! You can make these cute, fun, delicious sweet treats with your friends and/or family.

1. ❄️ 🍬 *Candy cane sugar cookies* 🍬 ❄️

Yields : 24 servings

Prep Time : 10 mins

Total Time : 4 hours

For these delicious cookies, you will need:

1. 3 cups all-purpose flour
2. 1 teaspoon baking powder
3. 1/2 teaspoon kosher salt
4. 1 cups (2 sticks) butter, softened
5. 1 cups granulated sugar
6. 1 large egg
7. 1 tablespoon. milk
8. 1 teaspoon peppermint extract
9. Red food coloring (Be careful not to spill it!)
10. White sanding sugar



Step 1 : The first step is to get a large mixing bowl, whisk together the flour, baking powder, and salt, set aside for later! (This is your dry ingredients)

Step 2 : Get another large bowl, and grab a hand mixer! Beat your butter and sugar together until you get a creamy consistency. Add your milk, egg, and peppermint extract, beat the mixture until all of it is incorporated. (This is your wet ingredients)

Step 3 : Add your dry ingredients to your wet ingredients, beat until it is all fully incorporated.

Step 4 : Remove half the dough from the bowl and then form it into a disc and wrap in plastic wrap. Add food coloring (about 4-6 drops) to the remaining dough inside the bowl and beat it until it's combined. Form the red dough you just made into a disk and cover with plastic wrap, refrigerate both discs of dough until firm, at least 2 hours and up to 3 days. (make sure it is firm, not as hard as a block or too soft)

Step 5 : Line two baking sheets with parchment paper. Divide each disk into 24 pieces; roll each piece to a 6" long rope. Take one red and one white and twist the two pieces together, bending the top into a hook to form a candy cane shape. Place on the baking sheet and sprinkle with some of the sanding sugar. Repeat this with all of the dough. Refrigerate for about 30 minutes or until chilled.

Step 6 : While the cookies are chilling, preheat the oven to 350°F. Bake the cookies until they are just set and edges are lightly golden, 10-12 minutes. Let the cookies cool completely before you all can enjoy them!

In my opinion these cookies are delicious. A really nice combination with them is hot cocoa. Enjoy!

Link for candy cane cookie recipe credit: [Click here!](#)



2. 🧊 Melted Snowman Cookies 🧊

Yields : 12

Prep time : 20 mins

Total time : 45 mins

For these delicious cookies, you will need:

1. 1 dozen [baked sugar cookies](#) (←- see sugar cookies recipe)
2. 6 marshmallows, halved at an angle
3. White cookie icing (for decorating)
4. Black cookie icing or melted chocolate
5. 12 orange jimmies (orange sprinkles) for noses
6. Chocolate jimmies (chocolate/brown sprinkles) for arms
7. 24 mini M&Ms (for buttons)
8. Clear/White sanding sugar (OPTIONAL)

Step 1 : spread white icing on the cookies in melted-blob shapes (see picture)

Step 2 : decorate the marshmallows with the black icing/melted chocolate (eyes, smile, smirk, etc.)

Step 3 : insert orange jimmy/sprinkle into marshmallows to make a nose

Step 4 : Place marshmallows on decorated sugar cookies (use white icing to secure it)

Step 5 : Decorate and add buttons and arms (mini M&Ms for buttons and chocolate jimmies/sprinkles for arms)

OPTIONAL

Bonus step : sprinkle clear/white sanding sugar over it

Link for original recipe : [Click here!](#)



3. ❄️ *Homemade hot chocolate* ❄️

Yields : 4 servings

Prep Time : 5 minutes

Total Time : 6 minutes

For these delicious drinks, you will need:

1. 4 cups milk (preferably whole or 2%)
2. ¼ cup unsweetened cocoa powder
3. ¼ cup granulated sugar
4. ½ cup bittersweet or semisweet chocolate chips or chopped chocolate bar
5. ¼ teaspoon pure vanilla extract

Step 1 : Place milk, cocoa powder, and sugar in a small saucepan. Heat over medium/medium low heat, whisking frequently, until warm (but make sure it isn't boiling).

Step 2 : Add your chocolate chips and whisk constantly until all the chocolate chips are melted and distributed evenly in the milk.

Step 3 : Whisk in the vanilla extract.

Step 4 : Serve immediately

Step 5 : enjoy!

Hot chocolate is delicious especially when it is homemade. I hope you enjoy this hot chocolate and also if you pair it with any of the other recipes mentioned before, it'll be a Christmas treat paradise! Have fun making more treats.



Link for hot chocolate recipe credit! : [Click here!](#)

4. ~ 🎄 Mini Gingerbread Houses 🎄 ~

Yields : 1

Prep time : 20 mins

Total time : 20 mins

For these delicious cookies, you will need:

1. Graham Crackers
2. A tub of vanilla frosting
3. Candy for decorating (Dots, Peppermints, Twizzlers, Mini M&Ms, etc.)

Step 1 : Break your graham crackers into squares

Step 2 : use icing/frosting to join them, two on top of another in a triangle shape like the picture above

Step 3 : Apply frosting to the the top two crackers (outside)

Step 4 : decorate them with your selected candies!

[Click here!](#) For original recipe

5. 🎀 🌿 Meringue Wreath Cookies 🌿 🎀

Yields : 1

Prep time : 25 mins

Total time : 40 mins

For these delicious meringue cookies, you will need:

1. 1/4 tsp. cream of tartar
2. 1/2 c. sugar
3. pinch of kosher salt
4. 2 large egg whites, at room temperature
5. 1/2 tsp. almond extract
6. 6 drops green food coloring
7. 1 tbsp. silver sanding sugar
8. 4 Pull 'n' Peel Twizzlers



9. 1/4 c. red candy melts, melted

Step 1 : The first step is to preheat your oven to 300°. Draw circles on a piece of parchment paper to use as your guides for the wreaths. Place the parchment on a cookie sheet, pen lines facing down. (Ink wouldn't really compliment these cookies that well!)

Step 2 : In a medium sized bowl, combine cream of tartar, sugar, and salt; set this mixture aside.

Step 3 : In a large sized bowl using a hand mixer or in the bowl of a stand mixer using the whisk attachment, whip egg whites and almond extract until mixture starts to get foamy.

Step 4 : With the mixer on high speed, gradually add sugar mixture and continue whipping until stiff peaks form. Add the green food coloring and whip until combined.

Step 5 : Add the meringue to a piping bag fitted with a star tip and pipe onto the circular outlines you made earlier on the cookie sheet. Next, sprinkle on your sugar/sprinkles.

Step 6 : Bake your cookies until almost firm to the touch, 13-15 minutes. Turn off the oven and let sit with the door closed for 2 to 3 minutes, then remove from the oven when firm to the touch, just before the edges start to brown. Let the cookies cool completely.

Step 7 : To make your bows, pull apart your twizzlers into individual strings. Trim about 3" from each string, then shape it into a bow (kind of like how the picture shows it!). Use melted candy melts to help "glue" them together. Let the candy melts set.

Step 8 : Use remaining melted candy melts to adhere the bows to the wreaths and let set. Store wreaths in an airtight container for up to 2 weeks. After Suffering while waiting for the cookies for 2 weeks, DIG IN!!!

Meringue is a seriously delicious treat. It's one of my favorite desserts and I totally recommend it! Meringue melts in your mouth and just has a genuine holiday flavor. Have fun experimenting with more holiday treats!

Link for Meringue wreath cookie recipe credit! : [Click here!](#)

Bibliography for all of the websites we used:

[Delish.com](#)

[Celebratingsweets.com](#)

All credit goes to the ones who made these recipes! We just wanted to share it with you so you know they exist and you can make them with your family and friends.

Sweets and Treats for the Holidays!

The holidays are here! And what better way to celebrate than with delicious holiday themed treats?
These desserts are so fun and simple, my siblings and I loved messing around with these!

By Haylee Arabia, 8th grade

Snowman Dip-

Ingredients:

2 (8 ounce. cream cheese packages

4 ½ cups powdered sugar

1 stick (8 tbsp unsalted butter

2 tsp vanilla extract

Milk (to texture

Any type of dipping chip (graham crackers, pretzels,
etc.

3 bowls of various sizes

Twizzlers and M&Ms (optional



1. Let cream cheese and butter soften for an hour before adding.
2. Place cream cheese and butter into a large bowl and blend on high until combined
3. Sift in powdered sugar a little bit at a time until it's all blended in.
4. Add your vanilla extract and then add milk until it has frosting consistency. Not too thick, but still spreadable.

- Place the frosting into the various sized bowls and lay them smallest on top, and largest on the bottom.
- If desired, use M&Ms and twizzlers to create cute snowman features!
- Dip graham crackers or pretzels in and enjoy :

Santa Hat Cupcakes-

Ingredients:

1 Box Cake Mix & Ingredients

1 box of Sugar Cones

Canned Frosting

Piping Bags & Tips

Mini Marshmallows

Red Food Coloring



- Bake cupcakes as directed on box
- Spread about a quarter of the white frosting onto cupcakes
- Add a few drops of red food coloring to the remaining frosting
- Insert the sugar cones on top of white frosting.
- Carefully pipe the red frosting around the cone
- Cut a slit in the marshmallow and use some frosting to place it on top of the cone.
- Bonus! Add edible candies for Santa decorations.
- Enjoy!

Snowman Sleighs-

Ingredients:

Graham Crackers

Melted Chocolate

Marshmallows (Various sizes)

Tooth picks

- Melt chocolate in a double boiler over low heat
- Use the melted chocolate to stick unwrapped candy canes to the sides of the graham cracker to form sleigh handles.
- Using a toothpick, combine the marshmallows with the smallest on top to create a little snowman.
- Use melted chocolate to attach as many as you would like to your sleighs!



Best things to do on a chilly snow day

By: Lucy Stief, Olivia Ward, and Addie Hurford



I hope you love a good snow day because if you don't then you better read this. I think one of the reasons people hate it is because you are bored. I think this is going to give you some pretty good ideas!

Sometimes it is so boring even when you have a billion things to do, The snow, Hot chocolate. But sometimes those things just get too boring after a couple of days. My go too



on a cold winter day is a sled. I just love it. You may think after a while sledding is so boring. Are you doing it by yourself? That is probably why. I never said I went sledding alone. I love to go sledding with my friends. Try it out. Make a plan with your bestie! I think you'll understand what I mean. Even if you hate sledding even with your friends, take a look at some more of these super fun and chilly snow day

activities!

Making DIY things is so fun, but nothing is more fun than making a DIY snow globe on a chilly winter day. Grab a cup of coco and read the directions (below) on how to make a DIY snow globe! Unless you hate DIY things...

DIY Snow Globes

Time: 15-20 minutes Supplies: Jar, Fake, Snow, Any trinkets, Water, Hotglue

Steps:

Open the jar and plug in your hot glue gun. When the hot glue is ready hot glue your trinket to the cap of the jar and let it dry and while it's drying pour cool water in the cup and add the fake snow and line the jar with hot glue.

By now the glued trinket will be ready to screw the trinket that is on the cap onto the jar.



Once your jar lid is dried on and the jar is ready, shake your DIY snow globe carefully and you're done. Watch your winter wonderland come to life!



Snowmen are super fun to make (if you love snow and family) . I love them because they can really bring family together and a snowy yard. You can make a whole town of snowmen, make a family of snowmen. I don't care! But if you're looking for a family activity, I think I found you the perfect one. I know what you're thinking. My family is so annoying I don't want to do anything with them. You love them, it's Christmas time. Trust me you do! You don't know how much fun something is "till you try it!"

Winter Binge Watch -

Top Five Holiday Movies

By Pratik Rapphadu, Sixth Grade

Winter is always one of the best times of the year with the gifts, treats and so much more. But one thing I'm going to be talking about now is Christmas movies. I'm going to list my top five Christmas movies and see if you agree or disagree.



5. The Polar Express is a great movie to watch with friends and family. This movie is about a boy who hears a train in the middle of the night and investigates. He gets on the train because they say they are going to the North Pole. Watch the movie to find out what happens...

person who hates Christmas Whoville. His heart has this movie he finds out a way all. Watch the movie to find



4. The Grinch is a and lives on top of a cliff over shrunk 3 times than normal. In to stop Christmas once and for out...



3. Elf is a movie where a human went to the North Pole when he was a baby and became an elf. After a few years he decides to go find his father in New York. Buddy the elf has never been to New York or any other part of the world for that matter. This is a great movie and will give you a few good laughs.



is the best Christmas whose parents forgot him Kevin now has the best happened that wasn't find out.

Be sure to check out my long winter weekend!

2. The Christmas Chronicles is a movie when two kids stay up to see Santa. They see him and decide to catch a ride in his sleigh. Watch the movie to find out what happens...



1. Home Alone is a great movie and in my opinion movie ever. It's about a kid when they went on vacation. time of his life. But something expected. Watch the movie to

Top Five on a cold day or a

Would You Rather Survey Results

By Aine Harner, Vera Flynn, Gabby Kahng (With Help From Angelo Mesolongitis)
8th Grade

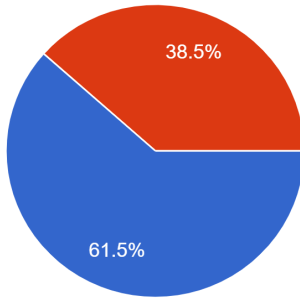
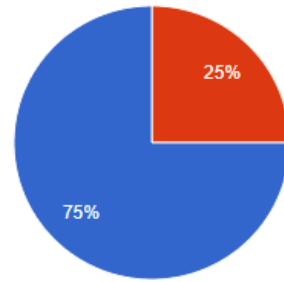
We brought back the surveys! Last year we released a "Would You Rather Survey" for you to share your opinions, and everyone seemed to enjoy it. As a result, we're doing it again. Like last year, we wanted to compare statistics, and it was interesting to see the answers. Some questions had more split results, and some not so much. We gathered answers from students, and staff throughout the school from November 10 to December 1, 2021, and received a total of 104 responses! Thank you to everyone who participated in the survey, and even if you didn't, thank you for checking out our article!

Question One:

Would you rather sleep for 3 hours, but have a 3 hour school day, or sleep for 9 hours, but have a 9 hour school day?

Sleep for 3 Hours a Day but Only Have a 3 Hour School Day: 75%

Sleep for 9 Hours a Day but Only Have a 9 Hour School Day: 25%

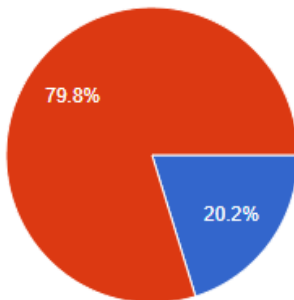


Question Two:

Would you rather travel back in time, or travel to the future?

Travel Back in Time: 61.5%

Travel to the Future: 38.5%

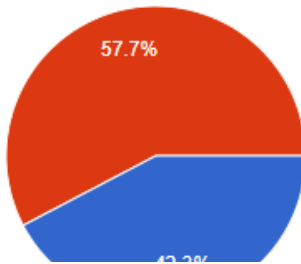


Question Three:

Would you rather be blind, or be deaf?

Be Deaf: 79.8%

Be Blind: 20.2%

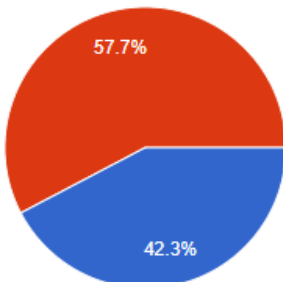


Question Four:

Would you rather be able to speak to animals, or know how to speak every language?

Talk to Animals: 57.7%

Know How to Speak Every Language: 42.3%



Question Five:

Would you rather be able to summon any book at will or summon any food at will?

Be Able to Summon any Food at Will: 57.7%

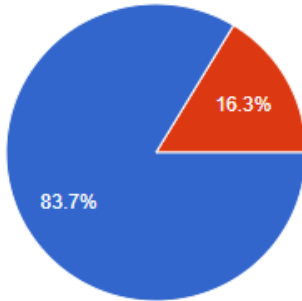
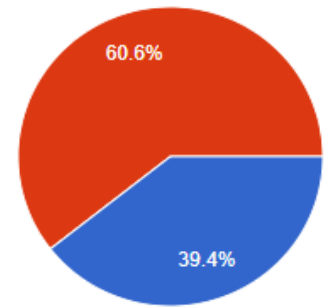
Be Able to Summon any Book at Will: 42.3%

Question Six:

Would you rather have no homework again, or an extra month of summer vacation?

Extra Month of Summer Vacation: 60.6%

No Homework Ever Again: 39.4%

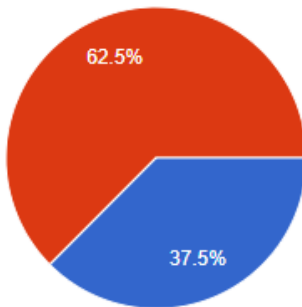


Question Seven:

Would you rather listen to only one song or wear only one color for the rest of your life?

Wear only one color for the rest of your life: 83.7%

Listen to only one song for the rest of your life: 16.3%

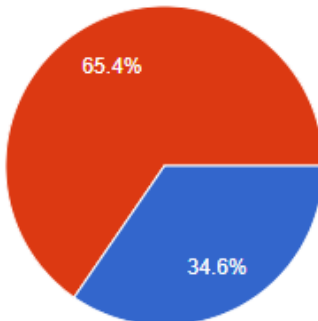


Question Eight:

Would you rather talk backwards for a week, or in rhymes for a month?

Talk in rhymes for a month: 62.5%

Talk backwards for a week: 37.5%

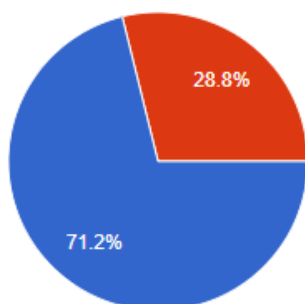


Question Nine:

Would you rather fly or teleport?

Teleport: 65.4%

Fly: 34.6%

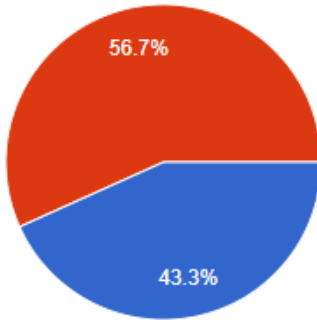


Question Ten:

Would you rather be fluent in 3 languages or know the basics of 20 languages?

Be Fluent In 3 Languages: 71.2%

Know a Basic Amount of 20 Languages: 28.8%

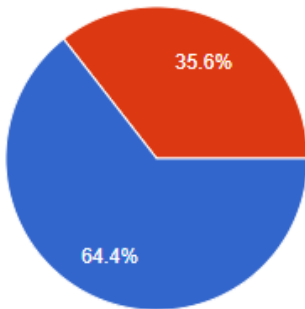


Question Eleven:

Would you rather have \$10,000,000 (\$10 Million) or know the answer to anything?

Know the Answer to Anything: 56.7%

Have \$10,000,000: 43.3%

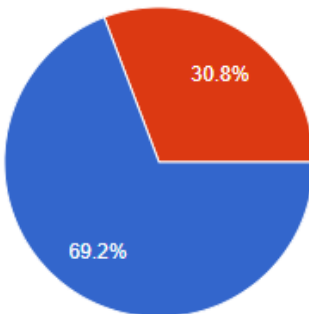


Question Twelve:

Would you rather be able to slow down/stop time at will, or speed up/skip time at will?

Slow Down and Stop Time at Will: 64.4%

Speed Up and Skip Time at Will: 35.6%



Question Thirteen:

Would you rather have a half-day on Monday and Friday, or have a day off on Wednesday?

Half-Day on Monday and Friday: 69.2%

No School on Wednesday: 30.8%



Jewels

By Jugad Singh, 7th grade

Everyone has their own jewels
Polished rubies and diamonds in the rough

Things that spark fires in hearts

And things that can freeze you

Jewels that answer questions

And some that question answers

Jewels that make solutions

And others that spark issues

Jewels are capable of anything

All they need is some polish

And a person to wear them,

Nurture them

Others jewels will bring you down

But the stairs back up will be built by your jewels

Jewels are weapons, shields,

Dangerous in the wrong hands

Every person's jewels differ

From sapphires to emeralds

Rubies and diamonds

But all jewels hold the same power;

To bring others down

And push you up.

It's like climbing a mountain.

Nobody thanks the ledges that stand between them

And death

Nobody thanks the mountain for being there to climb

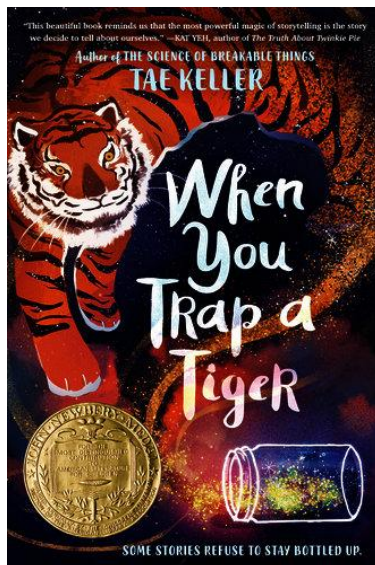
Nobody thanks their jewels for pushing them up
Nobody realizes that the small things
Can be more effective than the big ones.
Sitting in a corner, your jewels will gather dust.
But use them wisely, and your endeavors will gather trust.
Some jewels are designed to exude
Hate, mistrust, and pain.
But other jewels are made to solve hunger, fire, and rain.
Two jewels cannot be the same,
but same can be the purpose of two.
Jewels are a joyful occasion,
or two or three,
their beauty and malice
are unlimited for free.

LOOKING FOR A NEW BOOK? TRY A 2021 NEWBERY WINNER

BY ZOE CASE, 7TH GRADE

There are lots of fun books to read. Especially when you have a lot of free time. It is hard to find what books are great for you and worth the while. These are the books that get people's attention and should help you find the book you have been waiting for...

***When You Trap a Tiger* won the Newbery prize this year! This book is about a granddaughter that finds out her grandmother stole something from the tigers she tells stories of. She must find a way to give it back for her grandmother's health. This book was written**



by Tae Keller and is 297 pages long. Kirkus Reviews, Booklist, and Publishers weekly have all described the book as "Deeply moving, Heartfelt, and Fantastical as it roars to life!"

There was lots of fun for Honorees from this year too! The honorees this year are *We Dream of Space*, *A Wish in the Dark*, *Fighting Words*, *Box*, and *All Thirteen*. These books are all amazing and I recommend reading them! The books are all rated 8-12 years old.

According to the American Library Association, "The Newbery Medal was named for eighteenth-century British bookseller John Newbery. It is awarded annually by the Association for Library Service to Children, a division of the American Library Association, to the author of the most distinguished contribution to American literature for children."

Puzzle Time - Winter Word Search

```
S W B P S M L M E R I S C X Y O K N L K
X V L T G E D H X M K H T K L L I F K L
V F C Z E N N I R S R L P N Y F V M N S
V V A I Z O S A N I H C A K E H A F C E
U F R N E R W C S H B R Y X G S S L P K
V U W C I A N T A H L N S I G R E Z O A
I F K N Z H M G G N A J E Y E R W R G L
F O A P V A R K I J D L C E W Y Q A P F
G M Z H S A J K R W S L D L R P J D H W
I Y Z W W U S K I S U N E G E M M K I O
W L Z K F J S A O I I Y K S H N R D W N
A A Z N A W K Y R E V X D I Z A H E P S
Y B X G U U A S R A J C F O R V D M I O
R T R M I L G M I D N H J M K G I X X E
Y D N C W O P C A D R I E I S V B Y O M
U J L M L I E S J E A E K Y U L E C U F
R S N F A N L H O H T M I B Z K P A M Z
H J T I O T U Y M G N D T D A O R L Y T
H A N U K K A H U A A Z T B E H X I J J
Z D D V Z V E B H G S A Y T X L T W B A
```

Candles

Christmas

Dreidel

Hanukkah

Imani

Kachinas

Kinara

Kivas

Kwanzaa

Menorah

Presents

Reindeer

Santa

Sleigh

Snowflakes

Soyal

Umoja



Yule

Art Submissions

Organized by Aine Harner, Vera Flynn, and Gabby Kahng
Art by Stetson Students

We asked Stetson students to submit their artwork to showcase in upcoming articles, and here's what we received! Thanks to everyone who submitted, we all loved to see the art that you made! You all are super talented and creative. The art that you submitted has helped make the newspaper even better, and we'd love to see more! Enjoy the art!

Work in Progress



Credit:

Utopian Dream - Top Left

By Diya Lakshmanan

Views -Top Middle

By Anonymous

Archie and Fransqua's Merry Christmas - Bottom Left

By Phillip Matonis and Koen Messinger

(Inspired by real stuffed animals!)

Hallomiku - Far Right

By Katerina Marcantonis

Plant Lion - Bottom Middle


By Anonymous

Creatures of the Deep

Vol. 3

Crustaceans

By : Jane Goodwin



Japanese Spider Crab

The Japanese Spider crab is what many call one colossal crab. This species of arthropod is said to be the largest in the world, beating over 60,000 species with its size. Spider crab's legs can grow up to 12.5 feet or 3.65 meters long, practically making it stand on stilts. They are commonly found near Japan's coast, in depths of 150 to 1,000 ft (50 to 300m). Despite their appearance, spider crabs are



DAVID DOUBILET/NATIONAL GEOGRAPHIC CREATIVE

very gentle creatures. They are not aggressive even when it comes to finding mates and are often sluggish in Pacific waters. Japanese Spider crab's diets consist mostly of plant matter on the ocean floor, though some may feed on small mollusks. Occasionally, they scavenge for dead fish and other sea animals that fall to the ocean floor.

Lobsters

Lobsters are pretty common animals. They have been found in every ocean around the world, and in different places they can look completely different. In European waters lobsters are often a murky green to camouflage in the clouded water. But the ones found in America's northeast are commonly red. They can also grow different sizes. The ones found near Maine and Massachusetts usually grow to be as large as 4 ft. long and weigh up to 40 pounds. While in South America they can grow up to 10 - 13 centimeters (4 to 5 inches). Their diet often consists of live fish, small mollusks and other bottom-dwelling invertebrates. They also eat dead organisms on the seafloor and many types of seaweed.



Fun Facts About Lobsters

Lobsters can come in multiple different colors! This variety in color is caused by the pigment chromatophores in their shells. This color pretty much relates to the lobster's genetic makeup. Lobsters can come in colors that range from the cotton candy pink, to an almost perfect white. Because the lobsters color collates to their genes, many can end up like the lobster you see in the photo above. Though these "hybrids" are quite rare, they are certainly an astonishing sight. Another interesting fact is that lobsters chew their food with their stomachs. Since lobsters do not have teeth in their mouths, they have evolved to having teeth-like structures in their stomachs to grind up food. This makes the digestive process easier for lobsters.



Website Credits

Britannica

<https://www.britannica.com/animal/giant-crab>

<https://www.britannica.com/animal/lobster>

National Geographic

<https://www.nationalgeographic.com/animals/invertebrates/facts/japanese-spider-crab>

Other

<https://www.globalseafood.org/advocate/genetics-environment-define-crustacean-color>

Falcon Flyer Staff, Stetson Middle School 2021-22

Sixth Grade

Emma Clark

Mia Colombo

Ilarlar Deng

Jett Flynn

Anyah Henderson

Addison Hurford

Eidmark Kamara

Mira Luedtke

Jack Lyle

Samantha McNichol

Maggie Perritt

Pratik Rapthadu

Matilda Senn

Kiki Simunov

Lucy Stief

Olivia Ward

Maiya Wilhelmson

Seventh Grade

Alexander Abramov

Abigail Beardsley

Zoe Case

Nathan Coluccio

Elizabeth Flood

Claire Harris

Cooper Moritsch

Reagan Pascoe

Calista Rafferty

Jugad Singh

Eighth Grade

Haylee Arabia

Manuela Dutra

Vera Flynn

Jane Goodwin

Georgia Green

Aine Harner

Gabrielle Kahng

Connor Kearns

Angelo Mesolongitis

Anthony Montgomery

Jillian Silver

Alena Sinton

Advisor Mrs. Claffey
cclaffey@wcasd.net

Falcon Flyer meets on Wednesdays in Room B106, 3-4 p.m. New staff members are welcome.